






Best's State Rate Filings®

Bolster Your Association's Membership Benefits with This Performance-Tracking Tool for Agents

Access millions of complete rate, rule and form filings for property/casualty and life/health lines.

-  Monitor approved, pending, rejected or withdrawn filings, plus loss cost information and new programs, in all states plus DC.
-  Track companies by states or lines of business, and receive customized notifications when filings are submitted or approved.
-  Export key data from filings, including disposition data and market share information.
-  Access standardized policy forms from national insurance advisory and statistical organizations.
-  Identify top US P/C and L/H insurers by state and line and bring yearly trends into focus with preformatted financial reports.

Select Filings	Hide Filing Status	Hide State	Hide Date Added	Hide Major Line	Hide Program	Hide State Tracking/SERFF Number	Hide PDF filing Pages	Hide Filing Action	Hide Group/Company Name	Hide Financial Strength Rating	Hide Effective Date	Hide Disposition Date	Hide Indicated Rate Change	Hide Overall Effect	Hide Market Share	Hide Rank																		
<input checked="" type="checkbox"/>	Approved	ND	01/19/24	Commercial Auto	Agribusiness	State Tracking Number: 23113016 SERFF Number: NWPP-133905530	113	Rate	Nationwide Prop & Cas Group Nationwide Agribusiness Insurance Co	A	05/01/24	01/18/24	8.100 %	8.000 %	All Commercial Auto	17																		
<p>AMB Filing Description Revised base rates for Comm. Auto Farm Operations Program. Rate effects: TTIs, PPTs/+0.2%, Other/+0.2%. Rate effects by coverage: Liab./+7.2%, Phys. Dam./+9%.</p> <p>SERFF Filing Description Submitted for your review are revisions to our North Dakota Commercial Automobile program for policies written in Nationwide Agribusiness Insurance Company. Further details are included within the filing. The requested effective date is 05/01/2024 for new business and renewal business. View Less</p> <p>Disposition Page Data View Less</p> <table border="1"> <thead> <tr> <th>Company Name:</th> <th>Overall Indicated Rate Change:</th> <th>Overall % Change Impact:</th> <th>% Written for this Program:</th> <th>Written Premium for this Program:</th> <th>Number of Policy Holders Affected:</th> <th>Premium for this Program:</th> <th>Maximum % Change (where req'd):</th> <th>Minimum % Change (where req'd):</th> </tr> </thead> <tbody> <tr> <td>Nationwide Agribusiness Insurance Company</td> <td>8.100%</td> <td>8.000%</td> <td>\$163,292</td> <td>237</td> <td>\$2,031,148</td> <td>9.700%</td> <td>0.000%</td> <td></td> </tr> </tbody> </table>																	Company Name:	Overall Indicated Rate Change:	Overall % Change Impact:	% Written for this Program:	Written Premium for this Program:	Number of Policy Holders Affected:	Premium for this Program:	Maximum % Change (where req'd):	Minimum % Change (where req'd):	Nationwide Agribusiness Insurance Company	8.100%	8.000%	\$163,292	237	\$2,031,148	9.700%	0.000%	
Company Name:	Overall Indicated Rate Change:	Overall % Change Impact:	% Written for this Program:	Written Premium for this Program:	Number of Policy Holders Affected:	Premium for this Program:	Maximum % Change (where req'd):	Minimum % Change (where req'd):																										
Nationwide Agribusiness Insurance Company	8.100%	8.000%	\$163,292	237	\$2,031,148	9.700%	0.000%																											

▲ Identify top US P/C and L/H insurers by state and line and bring yearly trends into focus with preformatted financial reports.

Your purchase includes:

Filings:

- Online database with policy filings for property/casualty and life/health lines
- Approximately 30,000 new filings per month
- Complete P/C filing PDFs dating back to 2008
- Filings as received from state insurance departments
- SERFFSM filing descriptions

Reports:

- Market share reports detailing one-year premiums and loss data
- Financial reports on loss reserves and expenses

Search Features:

- Search within and across states based on:
 - Commercial/personal line or program
 - Filing or SERFF number, effective or disposition date, overall effect percentage, loss cost multiplier

- Company, group or agency/organization name; NAIC, FEIN and AMB company numbers
- Keywords or phrases within the filing
- Loss cost multiplier/modifier information
- Search results exportable to Microsoft® Excel® or PDF
- Best's Credit Ratings, market share and company rank information included in search results
- Option to save search criteria

Plus:

- Email alerts for filing changes by state, line, filing action, company, program, overall rate effect and keyword
- Standardized policy forms from national insurance advisory and statistical organizations
- One-year subscription to Best's Review® magazine online and the BestDay® insurance news email

Choose single-user, multi-user or company-wide access. Individual filings are also available for purchase.
 To order: www.ambest.com/sales/staterate
 US/Canada: +1 800 424 2378

Download the AM Best Mobile App.



24-BSRF010A

Our Insight, Your Advantage™

