



Best's Financial Suite

Solvency II


Europe's Solvency II regulations and the public Solvency and Financial Condition Report (SFCR), introduced in 2016, provide a standardised reporting format offering greater insight into the European market and its insurers and reinsurers.


Best's Financial Suite - Solvency II is the essential information resource for European counterparty credit risk analysis, strategic planning, investment/asset management and M&A analysis and a perfect partner to *Best's Financial Suite - Global*.


 Access seven years of Solvency and Financial Condition Report (SFCR) Filings made public under European Solvency II regulations for Europe's insurers and reinsurers.


 Export and analyse data for over 3,100 UK/EU insurers and over 130 market and country total records:


- Solvency II Capital Requirement (SCR) and Ratios
- Line of Business Premiums, Claims and Expenses
- Technical Provisions by Line of Business
- Balance Sheet


 Analyse premiums, claims and expenses for the top five countries in which each European insurer generates business.

 Compare insurers by SCR risk categories such as market risk, counterparty risk, life & non-life underwriting risk.


 Review the text report accompanying the SFCR filings.

 Search for data with the query builder, then generate custom reports including your data and ratios.

 Aggregate selected companies to create a single group company, country total or benchmark record and evaluate mergers.

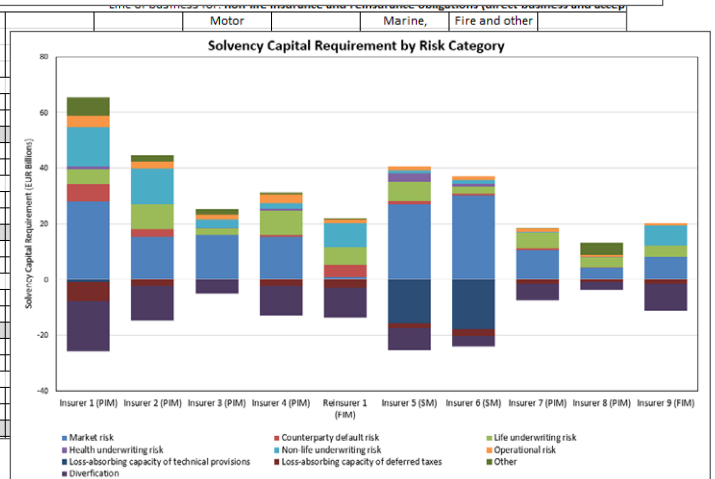
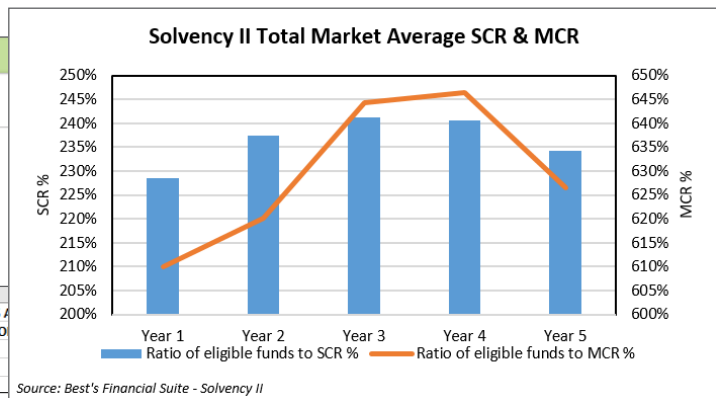
 Identify insurers and analyse groups with immediate and ultimate parent data, based on AM Best's analysis of corporate structures and ownership.

 Research and analyse companies, competitors, peers and markets with the latest data.

 Compare companies, markets and countries against the Total Life, Non-Life, Composite and Country aggregation records for greater insight into relative performance.

Products (10)	Companies
Custom	Statement
Standard	
Collapse All	Expand All
Solvency II	
Whole Account	
02.01.02 Balance sheet	
12.01.02 Life and Health SLT Technical Provisions	
22.01.21 Impact of	
22.01.22 Impact of	
23.01.01 Own Fun	
23.01.02 Own Fun	
25.01.21 Solvency	
25.01.22 Solvency	
25.02.21 Solvency	
25.02.22 Solvency	
28.01.01 Minimum	
28.02.01 Minimum	
Underwriting & Reserv	
5.1.2.1 Premiums,	
5.1.2.2 Premiums,	
17.1.2 Non-Life Te	
Less Development Tri	

Medical expense insurance	COO10
Premiums written	
R0110 Gross - Direct Business	2,261,701
R0120 Gross - Proportional reinsurance accepted	1,208,138
R0130 Gross - Non-proportional reinsurance accepted	
R0140 Reinsurers' share	236,669
R0200 Net	3,233,170
Premiums earned	
R0210 Gross - Direct Business	2,251,156
R0220 Gross - Proportional reinsurance accepted	1,108,403
R0230 Gross - Non-proportional reinsurance accepted	
R0240 Reinsurers' share	297,810
R0300 Net	3,061,749
Claims incurred	
R0310 Gross - Direct Business	1,623,949
R0320 Gross - Proportional reinsurance accepted	812,977
R0330 Gross - Non-proportional reinsurance accepted	
R0340 Reinsurers' share	170,976
R0400 Net	2,265,950
Changes in other technical provisions	
R0410 Gross - Direct Business	36,235
R0420 Gross - Proportional reinsurance accepted	0
R0430 Gross - Non-proportional reinsurance accepted	



Data

- Solvency II SFCR filings and Quantitative Reporting Template (QRT) data from 2016 year-end onward
- Data for all cells of all forms of the annual QRT
- PDFs of source SFCR filings, including text submission
- Detailed line of business data including technical provisions plus country of business data
- SCR/MCR Solvency ratios; Solvency and Minimum Capital Requirement data
- Total Claims Paid Loss Development Triangulations

Reporting Capabilities

- Customisable report generator and Excel add-in to create reports, data items and ratios
- Preformatted reports including Balance Sheet, Investment Allocation, Portfolio Mix, Own Funds, SCR & MCR, Underwriting by Line of Business and Country, and Ratio Reports

Tools

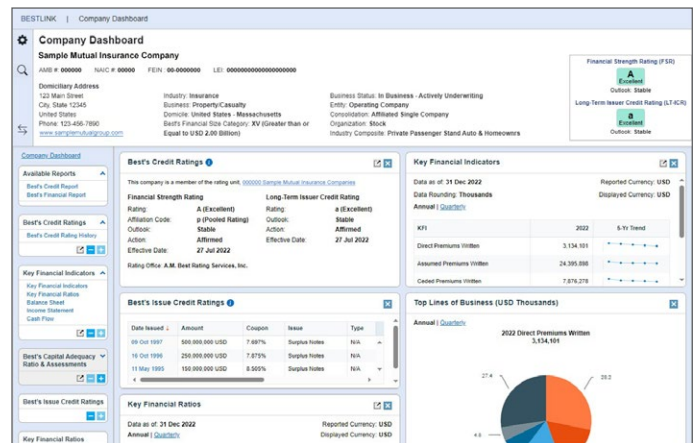
- A flexible interface to view data in your preferred layout and create analysis templates

Plus

- Company Overview with Best's Credit Ratings, key financial indicators, corporate structure and data structure, and investment portfolio analysis
- Historical Best's Financial Strength Ratings, Best's Issuer Credit Ratings and Best's Capital Adequacy Ratio (BCAR) scores—BCAR depicts the quantitative relationship between a rating unit's balance sheet strength and its operating risks
- Corporate changes: domiciliary changes, company name changes, suspended/surrendered licenses and more, along with a database of mergers and acquisitions involving insurers
- Features that let you collaborate on lists with colleagues and incorporate saved lists into our reporting and analysis tools
- Key numeric identifiers such as AM Best #, Legal Entity Identifier #, National Registration # and Alien ID #
- Email alerts on companies you're monitoring
- News to add further insight to your analysis (for one user)

Multiple Delivery Channels

- *BestLink*[®], which offers online access to financial data and insurer analysis
- *BestLink for Excel*[®], our downloadable add-in
- *BestLink* Data Feeds, which transmit data to the subscriber's FTP site (additional fee applies)
- AM Best Mobile App, for on-the-go access to premium subscription features



▲ The **NEW** *BestLink* Company Dashboard feature presents company-level intelligence in a fast, user-friendly interface featuring interactive tables, charts and sparkline performance histories. Customise the dashboard tiles to prioritise the ratings, data and analytics that best support your workflow.

For more information and to request a demonstration:

Europe/Asia-Pacific: +44 20 7397 0290 • europe.sales@ambest.com

US/Canada: +1 908 439 2200, option 5 • sales@ambest.com



Download the AM Best Mobile App.

Excel is either a registered trademark or trademark of Microsoft Corporation in the United States and/or other countries.