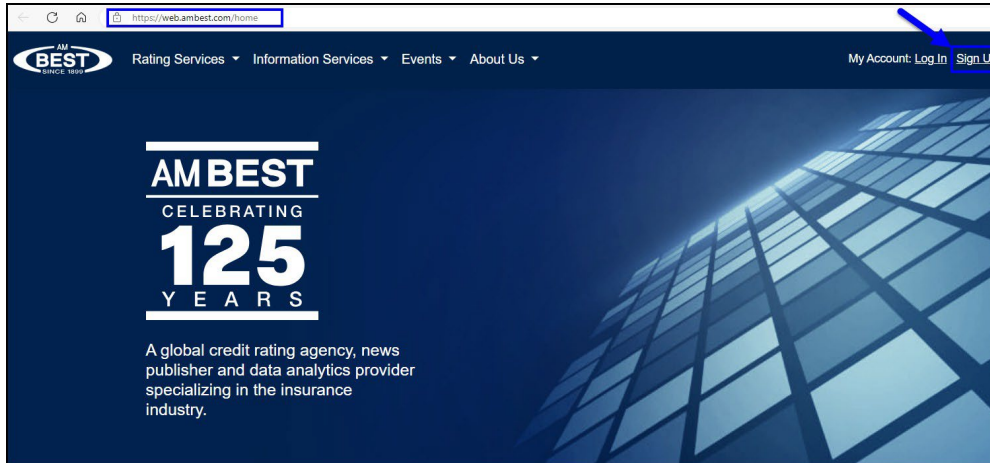


This document provides instruction on how to register for subscribed AM Best Products.

Step 1: Register on My Account

If already registered, go to [Step 2](#).

1. Go to www.ambest.com on internet browser.
2. Click **Sign Up**.



3. Click **Register as a New User**.

Registration & Login

Registration allows you access to **rating content** available from A.M. Best Rating Services, Inc. and/or its affiliates within the **AM Best Rating Services** section of the website.

Having trouble logging in? Review our videos and user guide in the [Enrollment Training Library](#). If you need additional assistance, contact Technical Support Services, available Monday-Thursday 8am-7pm and Friday, 8am – 6pm ET. They can be reached at technical_support@ambest.com or by calling 800-544-2378 or 908-572-0841.

Email: [Register as a New User](#)

Password: [Forgot Password](#)

Terms of Use

All information provided on the AM Best website, including but not limited to text, data, ratings, reports, images, photos, graphics, and charts is owned by or licensed to AM Best and is protected by United States copyright laws and international treaty provisions. AM Best and its licensors retain all copyright and other proprietary rights to the website content.

Best's Credit Ratings, obtained through any source, may not be reproduced, distributed to Third Parties, or stored in a database or retrieval system in any form for commercial purposes without the prior written permission of the AM Best. All unauthorized use of Best's Credit Ratings or other published information is strictly prohibited. By logging into My Account or accessing this site, you accept and agree to be bound by our complete Terms of Use.

[Agree and Continue](#) [Cancel](#)

4. Complete Form.

Register

1 Complete Form
2 Confirm Your Email

Please complete two steps below to register to get access to AM Best's ratings, news, and events.

Creating an account profile gives you access to **rating content available from A.M. Best Rating Services, Inc. and/or its affiliates within the A.M. Best Rating Services section of the website.**

Registration also enables access to **free content available from AM Best and/or its affiliates within the AM Best Information Services section of the website.** Products or services you purchase from AM Best will also utilize your account.

Registration Information

Email *

Email will be your username

Password *

Re-enter Password *

1 Password security requirements

- between 14 and 30 characters
- an uppercase letter
- one number
- one special character limited to !@#\$%^&*

First Name* <input type="text"/>	Last Name* <input type="text"/>
Suite/Floor/Mail stop: <input type="text"/>	Primary Function* <input type="text" value="Select One..."/>
Company* <input type="text"/>	Company Type* <input type="text" value="Select One..."/>
Street Address1* <input type="text"/>	Title* <input type="text" value="Select One..."/>
Street Address2: (optional) <input type="text"/>	Primary Industry* <input type="text" value="Select One..."/>
Country/Jurisdiction* <input type="text" value="Select One..."/>	
City* <input type="text"/>	
Zip Code* <input type="text"/>	
Phone Format <input type="text" value="North American"/>	
Phone Number (numbers only) <input type="text"/>	

* Required

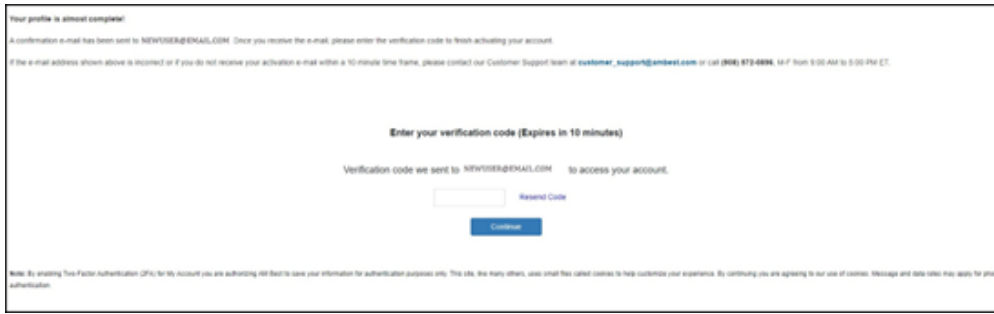
Information Sharing and Communication

Yes No *I would like to receive notifications of free AM Best webinars and podcasts.

Yes No *I would like to receive communications related to AM Best offerings relevant to my business sector, including special promotions. I understand that I can unsubscribe at any time.

5. Click **Next**.

6. Enter **verification code** (received by e-mail) to Confirm Your E-mail.



Step 2: Register Products

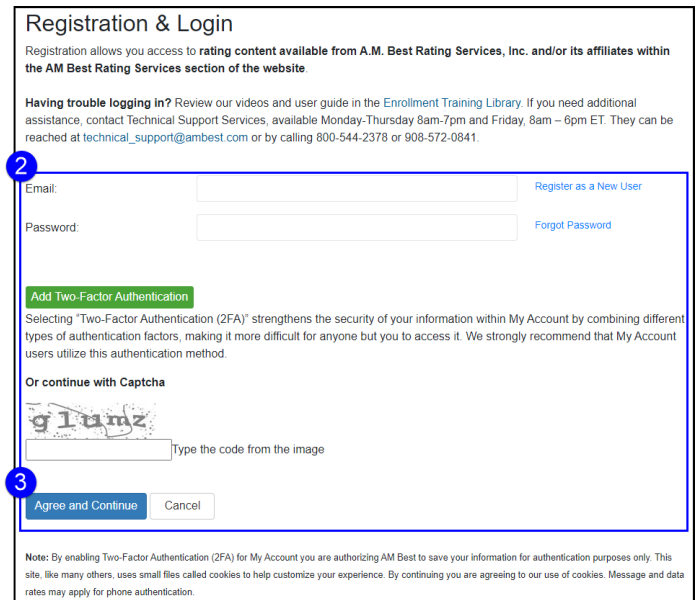
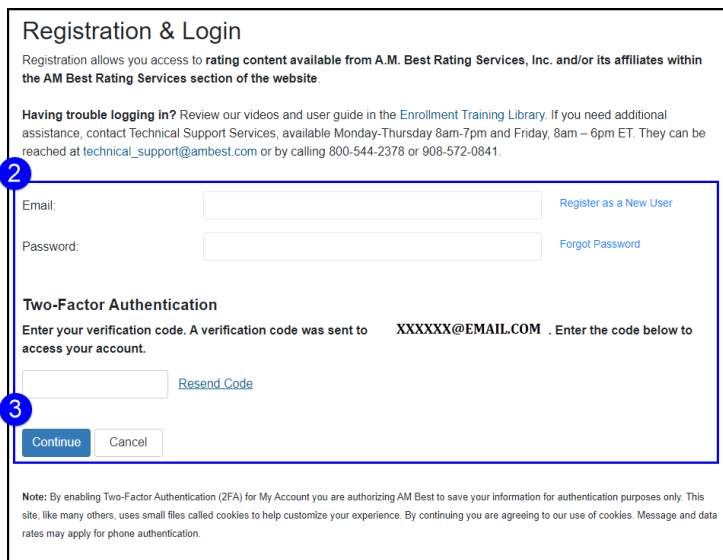
To register subscribed product(s), Product Registration Number(s) are required.

1. **Log In** at www.ambest.com.




2. Enter **e-mail** and **password**, enter **Two-Factor Authentication code** in text box.

Note: If *Two-Factor Authentication* is not active, continue with *Captcha*, and enter code from image in box.

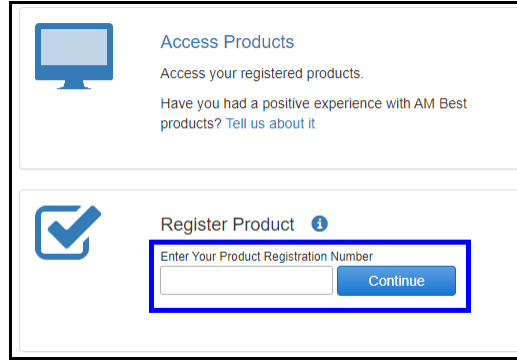


3. Click **Continue** or **Agree and Continue**.

4. Click **My Account**.



5. Enter **Product Registration Number** in text box under *Register Product*. Click **Continue**.



The screenshot displays a user interface with two main sections. The top section, titled "Access Products" with a computer monitor icon, contains the text: "Access your registered products. Have you had a positive experience with AM Best products? Tell us about it". The bottom section, titled "Register Product" with a checkmark icon, contains a sub-section titled "Enter Your Product Registration Number" which includes a text input field and a blue "Continue" button. A blue rectangular box highlights the input field and the "Continue" button.

6. Check boxes to **select product(s)** and click **Register**.

7. Repeat process (steps 4 - 6 above) for each *Product Registration Code*.